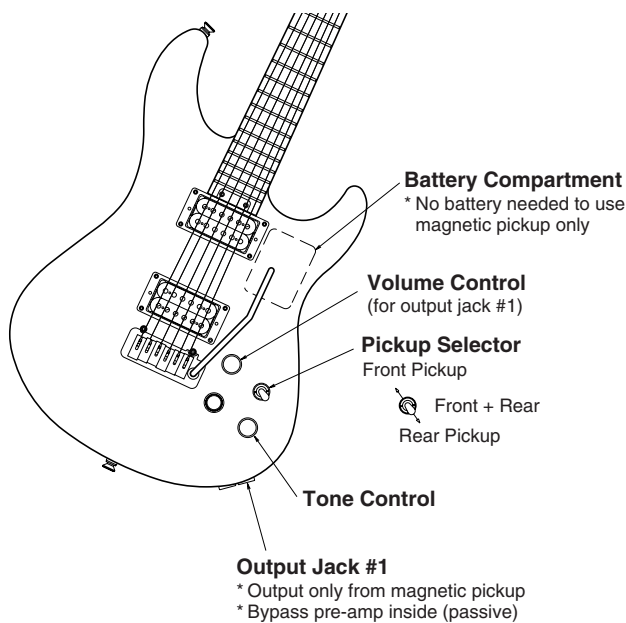
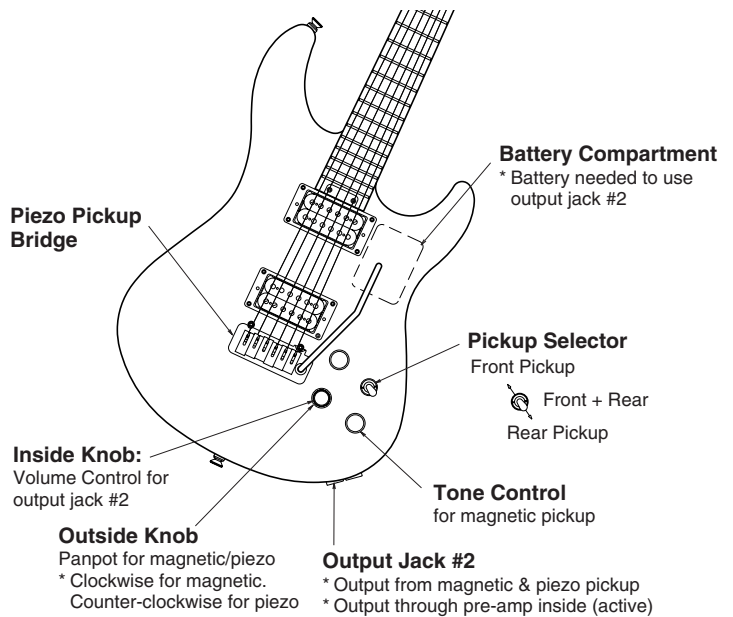


## RGX820Z CONTROL SYSTEM

1. To use magnetic pickup only, plug into output jack #1.



2. To use both magnetic & piezo pickup, plug into output jack #2.

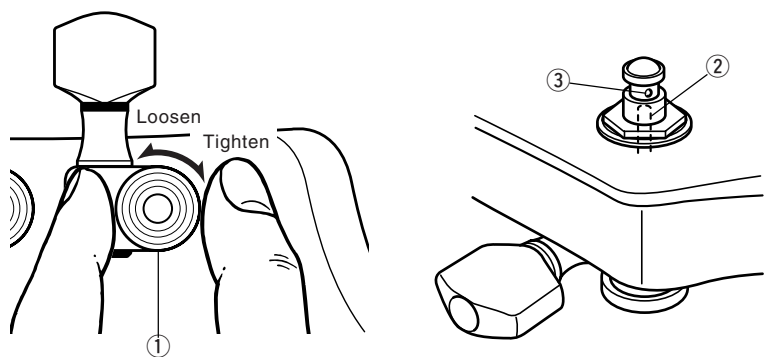


**NOTE 1** Output jack #1 & #2 can be used at one time.  
**NOTE 2** When not in-use, unplug from output jack #2 to save battery. Output jack #1 dose not consume battery.

## Changing the string on SPERZEL "Trim-Lok" tuner (RGX820Z)

The SPERZEL "Trim-Lok" tuners offer easy string change and improved tuning stability when using the tremolo bridge.

- Loosen the knob ① on the back of the tuner. As the locking pin ② in the string post goes down, remove the old string.
- Place the new string from the bridge into the string hole ③ of the string post. Do not wind the string around the post.
- Pull the new string tightly and tighten the knob ① to lock the string.
- Tune the strings to the pitch.



**NOTE** Don't loose the knob ① too much. It may drop out the tuner.

## Adjustment of tremolo unit

### String Action

Adjust the tremolo unit height by rotating the height adjustment bolts ①.

### Intonation Adjustment

If the pitch at the 12th fret is sharp compared to the harmonic tone:  
→ Turn the intonation adjusting screw ② clockwise.

If the pitch at the 12th fret is flat compared to the harmonic tone:  
→ Tune the intonation adjusting screw ② counter-clockwise.

### Arm Tension

Turn the arm tension screw ③ clockwise to make the arm tighter.  
Turn the arm tension screw ③ counter-clockwise to make the arm looser.

